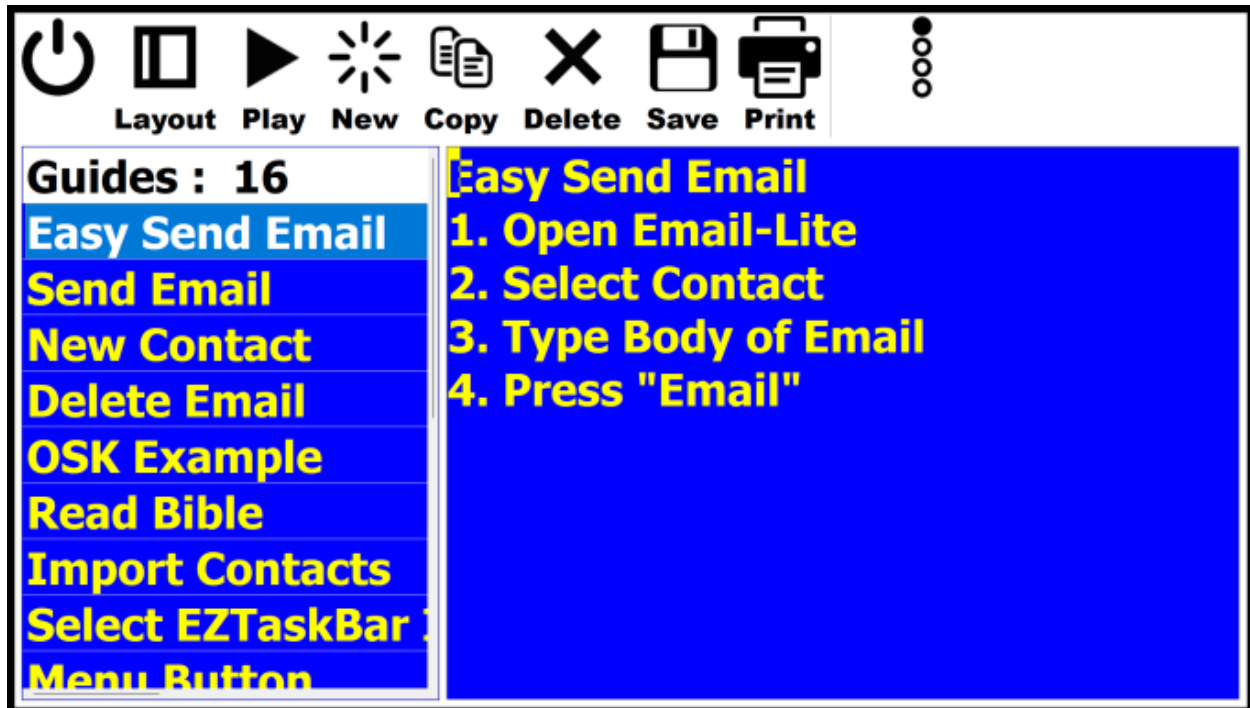



EZReader Guides Application

The Guides application provides a way to document the steps needed to complete a task. The documented steps are called “guides”.

The steps for 16 different tasks are distributed with EZReader. Users may exit or delete existing guide, or add new guides.



Toolbar Commands: Guides has 4 rows of command icons:



Layout: Increase space available to view the Guide steps

Play: Read text, starting at the cursor

New: Create a new Guide

Copy: Copy the steps of the selected Guide

Delete: Delete the Guide

Save: Save changes to the Guide

Print: Print the Guide steps



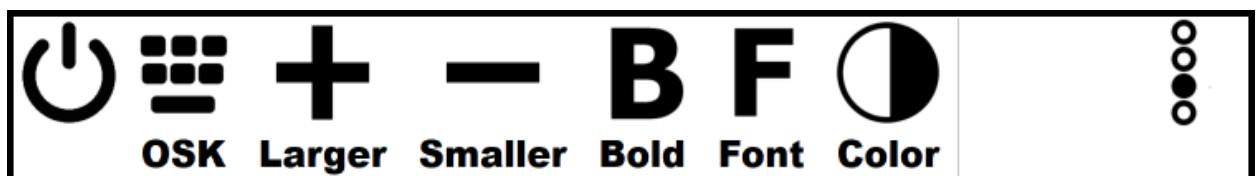
Play: Read text, starting at the cursor

Louder: Increase volume

Softer: Decrease volume

Speed: Toggle the reading speed

Male: Toggle between male and female voice



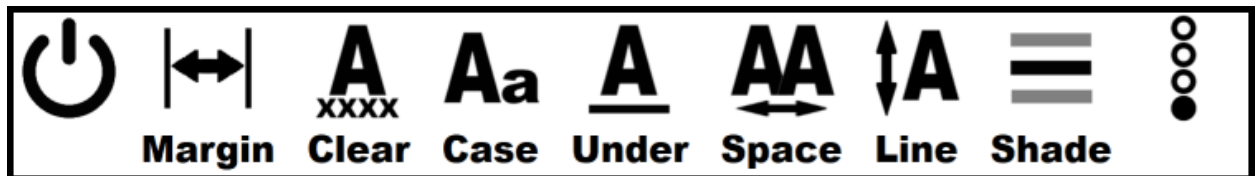
Larger: Increase the font size

Smaller: Decrease the font size

Bold: Toggle the text bold attribute

Font: Toggle through the 3 default fonts

Color: Toggle through the 4 default text/background color pairs



Margin: Adjust the text editor margin

Clear: Reset the Case/Under/Space/Line/Shade settings

Case: Display text in upper case

Under: Underline the current line

Space: Add spacing between letters and words

Line: Increase vertical gap between lines

Shade: Apply color only to the current line